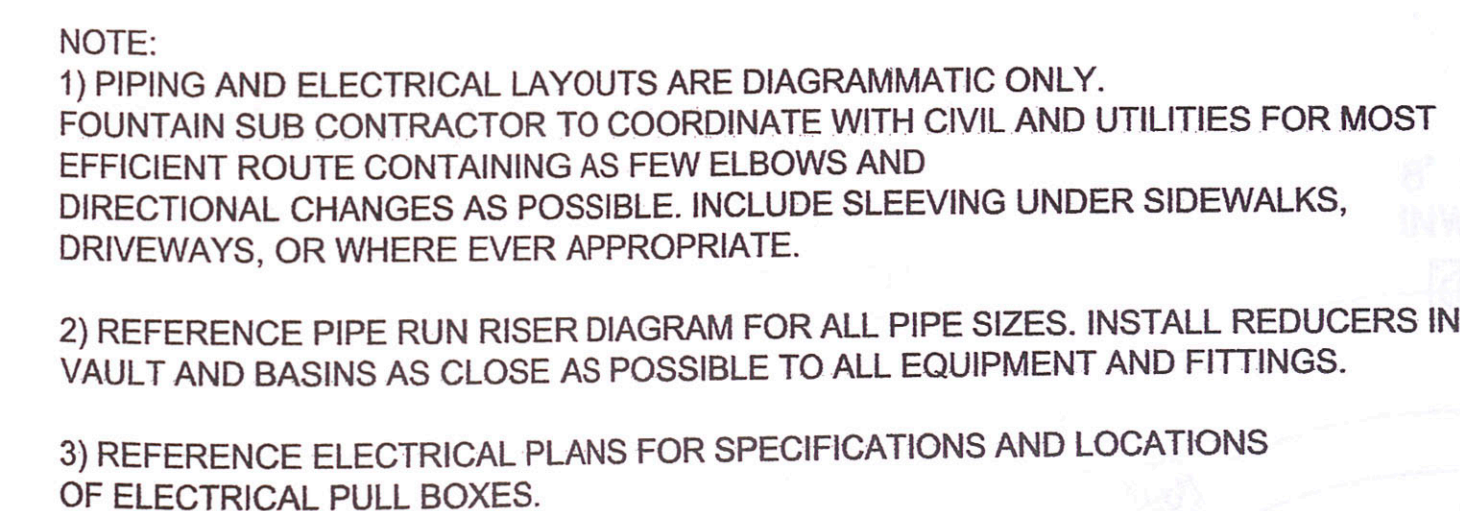




2 ICE CREAM PLAZA FEATURE SUCTION PIPE PLAN

SCALE: $1/4"=1'-0"$




ITEM	DESCRIPTION	QTY.
1	ROMAN FOUNTAIN DECK MOUNT PRECISION JET, MDL. RPWJ-PDJ-312, 6 TO 8 FT. THROW AT 45 DEGREE ARCH.	12
2	ROMAN FOUNTAIN CASCADE NOZZLE, MDL. RCN-200, MAX. 8 TO 10 FT. SPRAY HEIGHT,	1
3	ROMAN FOUNTAIN UNDERWATER LIGHT FIXTURE, MDL. RFL-312-LVA, 300 WATT, 12V, BRONZE CONSTRUCTION	2
4	ROMAN FOUNTAIN UNDERWATER BRONZE JUNCTION BOX, MDL. RJB-4-100-C, CONDUIT MOUNT WITH RWS-100-L SLAB PENETRATION	1
5	ROMAN FOUNTAIN SUCTION INTAKE W/ DIFFUSER PLATE, MDL. RA/DP-884, 3" DIA. CONNECTION	2
6	ROMAN FOUNTAIN BRONZE OVERFLOW STAND PIPE MDL. ROV-300-S (NO DOME)	1
7	WATER LEVEL CONTROL UNIT, HYDREL EWCL1 DECK MOUNT, 1/2" CONDUIT FROM CONTROL PANEL	1
8	REMOTE MOUNTED AUTOMATED CONTROL /STARTER PANEL, 120/208V 3 PHASE. INCLUDES 12V TRANSFORMER FOR FOUNTAIN LIGHTS.	1
9	PRECAST CONCRETE EQUIPMENT VAULT; 4'x8'X3" INSIDE DIMENSIONS, 4'x8" ACCESS HATCH	1
10	ROMAN FILTER INLET RETURN, MDL. REF-150-WS	1
11	WIND SENSING ANEMOMETER, COORDINATE EXACT LOCATION WITH LANDSCAPE ARCHITECT, MUST BE 10 FT. OR HIGHER ABOVE GRADE WITH UNOBSTRUCTED WIND CURRENT ACCESS	1
12	CHEMICAL DECHLORINATION FLOW DIRECTION VALVEING IN GRADE LEVEL VALVE BOX, NOTE: VALVE SHOWN FOR CLARITY, ALL VALVE CAN BE PLACED IN SINGLE LARGE VALVE BOX WITH DECHLORINATOR INJECTOR	1
13	1" REDUCED PRESSURE ZONE BACKFLOW PREVENTER DEVICE IN ABOVE GROUND VALVE BOX	1

INDICATES FLOW DIRECTION

<h1>THE BECK GROUP</h1>	
SUBMITTAL NO. <u>0282-D-57-A</u>	
SHOP DRAWINGS	SUBMITTAL FOR APPROVAL
CATALOG CUT	RESUBMITTAL
SAMPLE	SUBMITTAL FOR INFORMATION <input checked="" type="checkbox"/>
REVIEWED ONLY AS TO GENERAL DESCRIPTION REQUIREMENTS OF THE CONTRACT DOCUMENTS. SUBCONTRACTOR TO VERIFY DIMENSIONS, QUANTITIES AND FIELD CONDITIONS FOR PROPER AND CORRECT INSTALLATION OF THIS WORK. APPROVAL SHALL RELIEVE SUBCONTRACTOR/SUPPLIER FROM RESPONSIBILITY FOR ERRORS OR DEVIATIONS FROM THE CONTRACT DOCUMENTS.	
BY <u>DATE</u>	DATE <u>11-1-86</u>

issue:
06/13/06 REVIEW/REDLINE COMMENT
07/19/06 ISSUE FOR CONSTRUCTION
10/30/06 CONSTRUCTION REVISIONS 1
Drawn by:
SB / GDR
Reviewed by: JB


Project



the domain
AUSTIN, TEXAS

NOV 08 2000

RECORD SET



SHEET TITLE: ICE CREAM PLAZA
FEATURE MECHANICAL PLAN

Sheet No.

L1.139

JPRA ARCHITECTS

31000 Northwestern Suite 100
Farmington Hills Michigan 48334-2585
phone 248 737 0180 fax 248 737 9161