
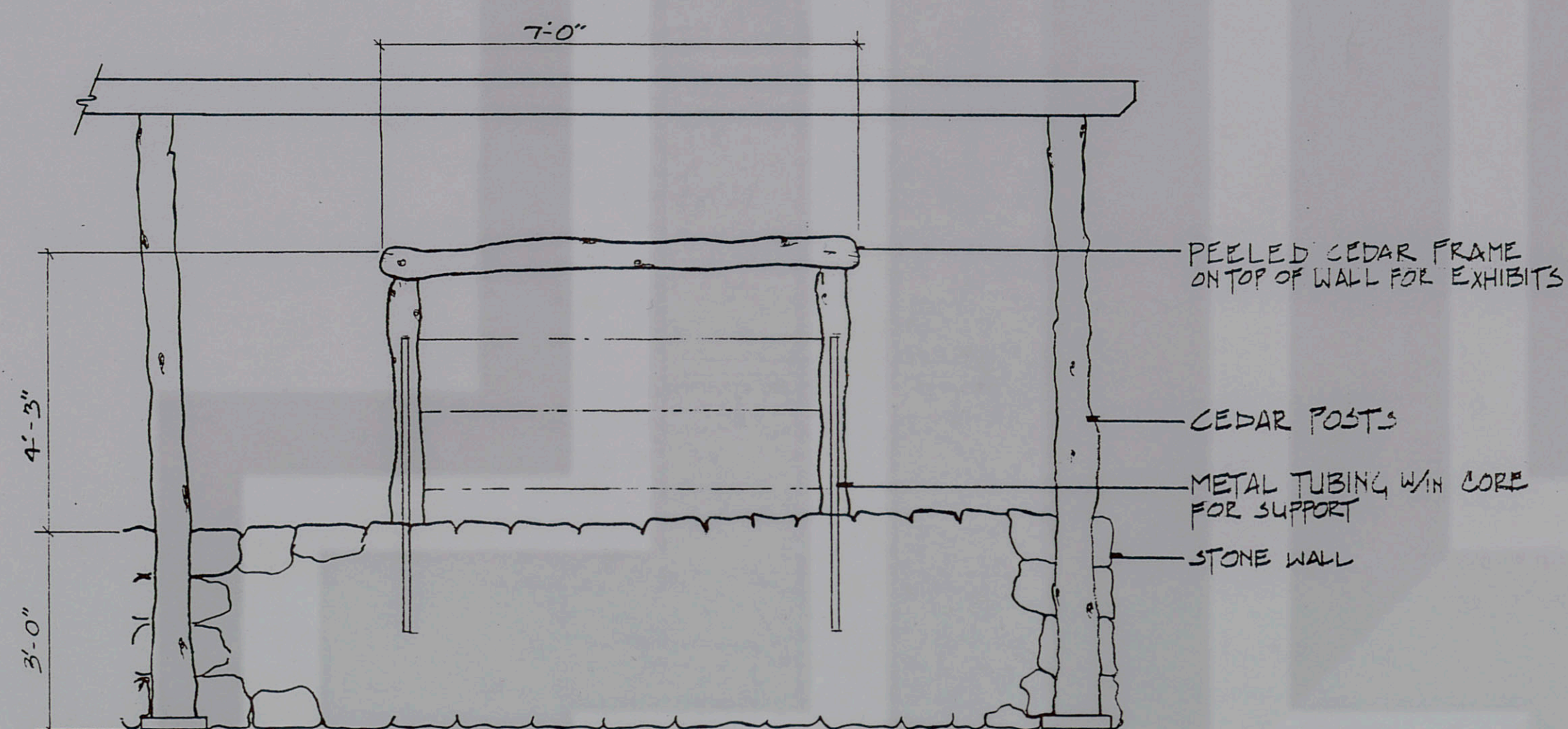


**DEMONSTRATION GARDEN WATER FEATURE PLAN**  
SCALE: 1/4" = 1'-0"



**1 DEMONSTRATION GARDEN WATER FEATURE**  
L12 Not to Scale




**2 DEMONSTRATION GARDEN EXHIBIT WALL**  
L12 SCALE: 1/2" = 1'-0"

### WATER FEATURE EQUIPMENT LIST DEMONSTRATION GARDEN WATER FEATURE

The following water feature equipment shall be provided and installed along with accompanying control valves, PVC piping sized to provide the intended water effects, connections to electric power source, basin construction and any other miscellaneous construction to provide an operating water feature.

All work shall be performed by a qualified pool contractor or masonry contractor experienced in fountain construction. Pool and masonry subcontractors shall coordinate their work closely. All structural steel and concrete work shall conform to N.S.P.I. standards for workmanship and quality. All subcontractors shall be approved by the Landscape Architect prior to beginning work.

1. Pumps: 1/3 H.P. submersible, Purex or equal
2. Filter: 12 to 25 sq. ft. cartridge type, Purex or equal
3. Chlorinator: none
4. Backflow Prevention Device: Febco or equal sized to fit
5. Time Clock(s): one electro-mechanical
6. Freeze Protection Device(s): none



J. ROBERT ANDERSON, ASLA



Landscape Architect  
1135 W. Sixth Street, Suite 120  
Austin, Texas 78703  
(512) 476-1777

### NATIONAL WILDFLOWER RESEARCH CENTER

Project Name

DEMONSTRATION GARDENS  
WATER FEATURE  
PLAN + DETAILS

Drawing Title

SCALE VARIES

Project No.

MJM/SW

Drawn

Drawing No.

L-12

of