La Cantera Mixed Use
01.11073.00

STAIR GENERAL NOTES:

1. ALL STAIRS SHALL HAVE A 44" MIN CLR WIDTH.

2. STAIRWAY IDENTIFICATION SIGN PER IBC 1022.9 SHALL DESIGNATE THE FLOOR LEVEL, THE TERMINUS OF THE TOP AND BOTTOM OF THE INTERIOR EXIT STAIRWAY AND IDENTIFY THE STAIR NUMBER. SIGN SHALL ALSO STATE THE STORY, OF, AND THE DIRECTION TO, THE EXIT DISCHARGE AND THE AVAILABILITY OF ROOF ACCESS.

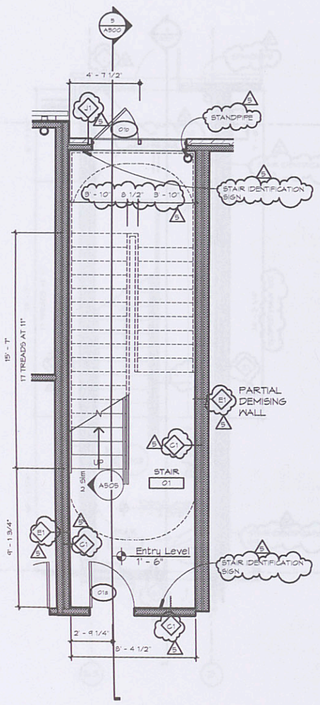

1 Stair 01 Entry Level Plan
1/4" = 1'-0"

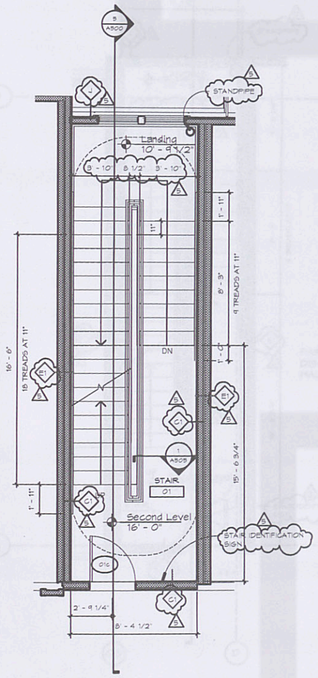

2 Stair 01 Second Level Typical Plan
1/4" = 1'-0"

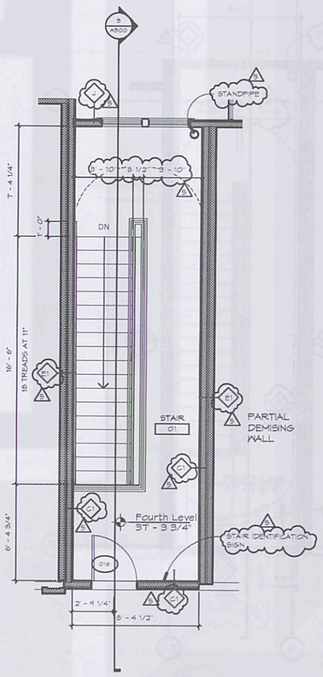

3 Stair 01 Fourth Level Plan
1/4" = 1'-0"

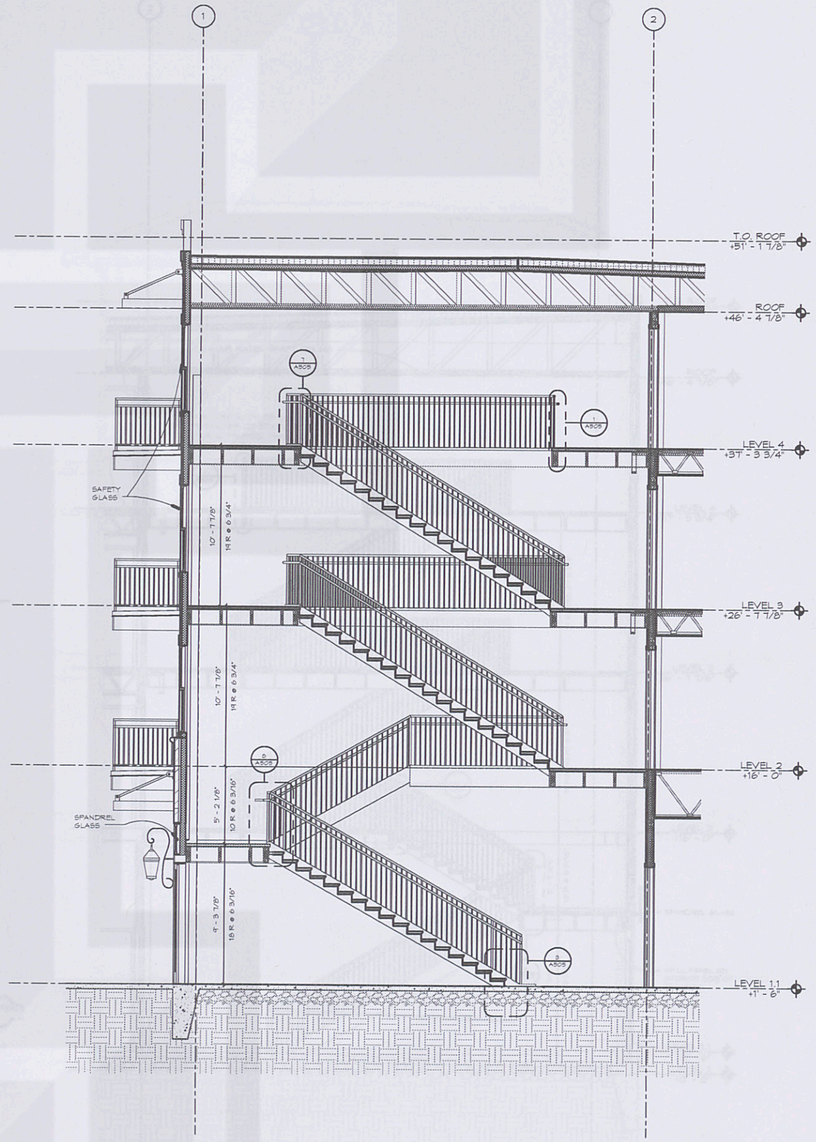

5 Stair 01 Section - Stair 04 Similar
1/4" = 1'-0"

LRK

Looney Ricks Kiss

Architecture Planning Interiors Research
175 Toyota Plaza, Suite 600
Memphis, Tennessee 38103
Telephone 901 521 1440
Fax 901 525 2760
E-mail info@lrk.com

Client:

LOADSTAR, Inc.

9830 Colonnade Boulevard, Suite 600

San Antonio, Texas 78230

Issues

Date	Issues
01.27.12	
04.03.12	50% CD
06.08.12	PRICING SET
07.11.12	PERMIT SET

No.	Date	Revisions
5	9/12/12	PERMIT SET REVISION
8	10/15/12	For Construction Set

©2012 LRK Inc.
Drawings, written material, and design concepts shall not be used or reproduced in whole or part in any form or format without prior written consent of LRK Inc. Do not scale drawings. Use given dimensions only. If not shown, verify correct dimensions with the Architect. Contractor shall check and verify all dimensions and conditions at job site.

Seal

Project Number: 01.11073.00

Project Name:

La Cantera Mixed Use

6215 Via La Cantera
San Antonio, Texas 78256

Drawing Name:

Stairs 01 & 04

Drawn By: BD, MF, DS

Checked By: BD, BE

A500

C:\Revit Projects\01110730D-Loadstar La Cantera-Central-ewong.rvt
10/16/2012 6:00:57 PM