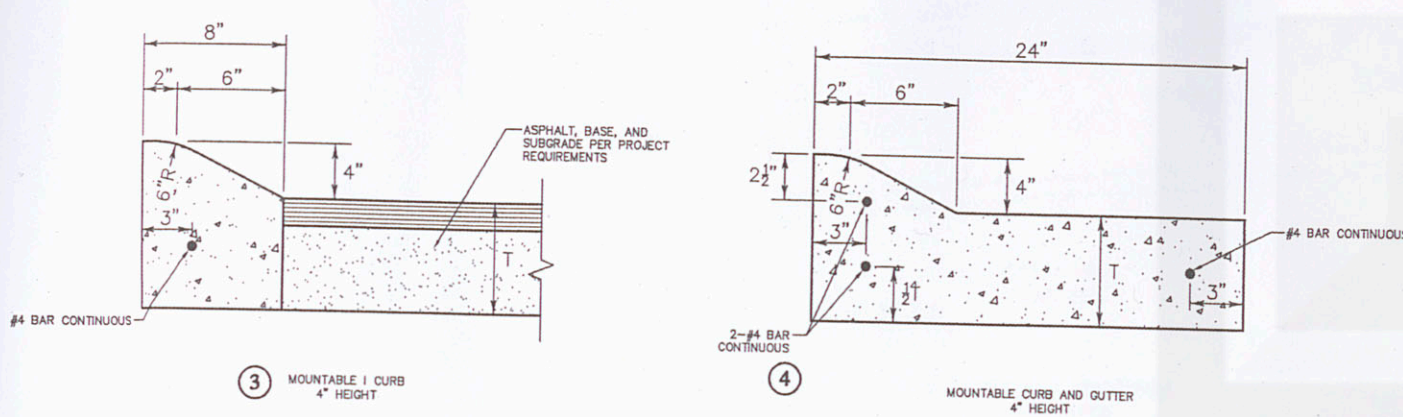
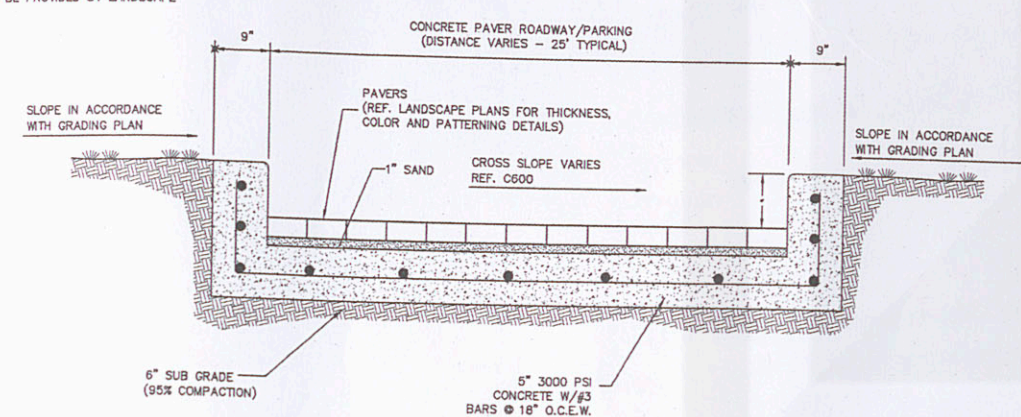


NOTE: SITE GRADING, CURBING, AND BASE TO BE PROVIDED BY SITE CONTRACTOR. PAVERS, AND SAND TO BE PROVIDED BY LANDSCAPE CONTRACTOR.

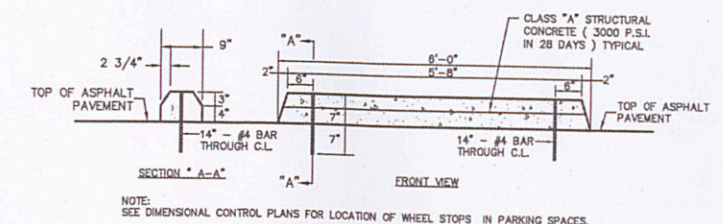
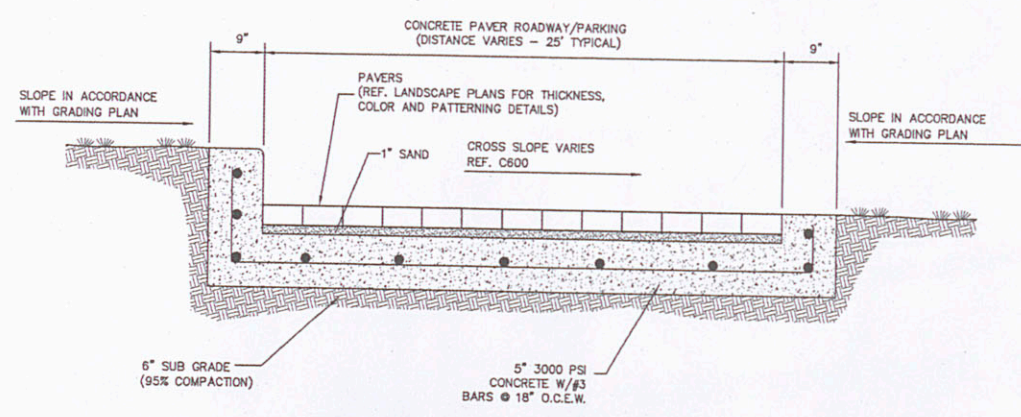
\*\*ROAD CONTRACTOR TO COORDINATE EXACT ROAD WIDTH WITH PAVEMENT CONTRACTOR TO ALLOW FOR FULL PAVEMENT COURSE INSTALLATION.\*\*



### MOUNTABLE CURB DETAILS

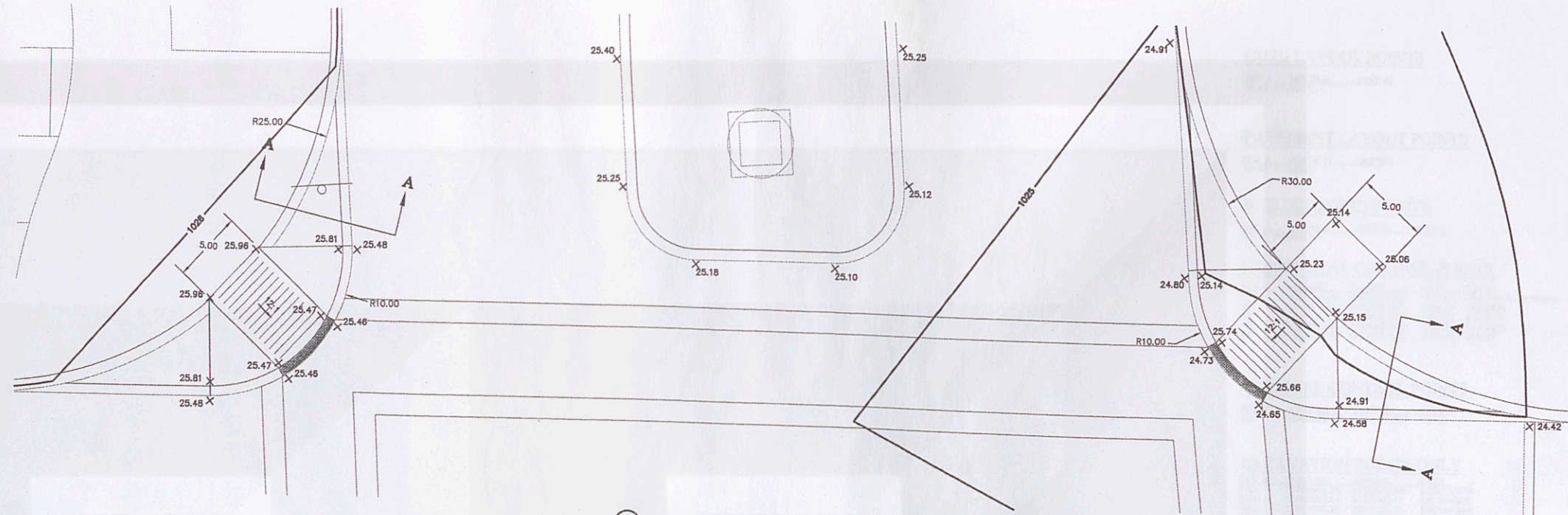
NOT TO SCALE

- GENERAL NOTES:
1. ROUND EXPOSED SHARP EDGES WITH A ROUNDOFF TOOL TO A MINIMUM RADIUS OF 1/8".
  2. EXPANSION AND CONTRACTION JOINTS SHALL BE CONSTRUCTED TO MATCH PAVEMENT JOINTS IN ALL CURBS AND GUTTER ADJACENT TO JOINTED CONCRETE PAVEMENT. WHERE PLACEMENT OF CURB OR CURB AND GUTTER IS NOT ADJACENT TO CONCRETE PAVEMENT, EXPANSION JOINTS SHALL BE PROVIDED AT STRUCTURES, CURB RETURNS AT STREETS, AND AT LOCATIONS DIRECTED BY THE ENGINEER.
  3. DIMENSION "T" SHOWN IS THE THICKNESS OF CONCRETE PAVEMENT WHEN CURB IS INSTALLED ADJACENT TO FLEXIBLE PAVEMENT DIMENSION "T" IS 8" MAXIMUM.
  4. ONE-HALF INCH EXPANSION JOINT MATERIAL SHALL BE PROVIDED WHERE CURB OR CURB AND GUTTER IS ADJACENT TO SIDEWALK OR DRIVEWAY.



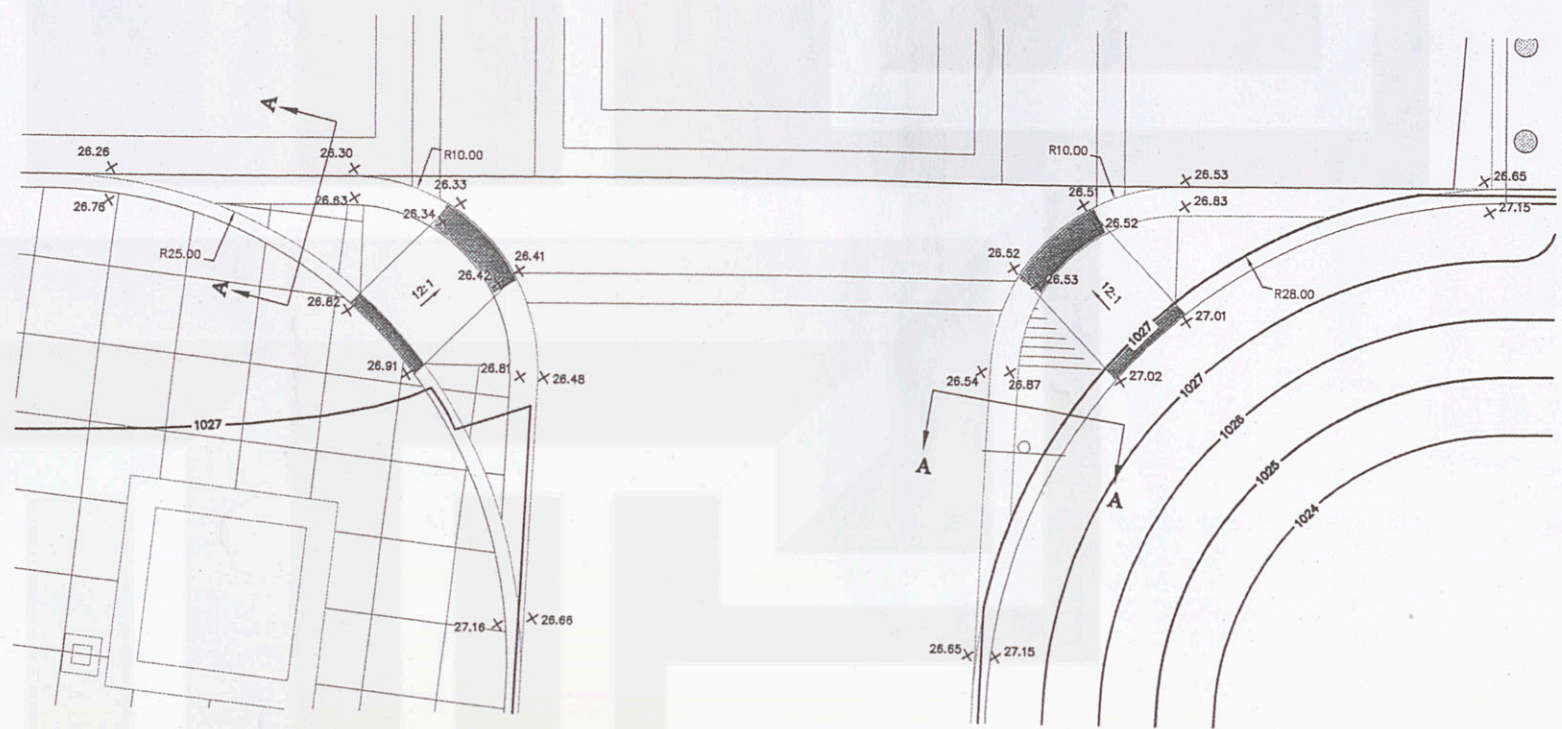
### WHEEL STOP DETAIL

NOT TO SCALE



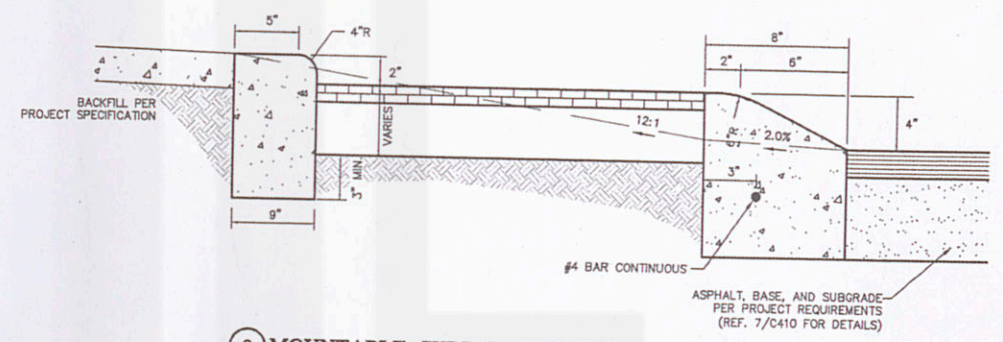
### MOUNTABLE CURB AND RAMP DETAIL (SOUTH)

1" = 5' SCALE



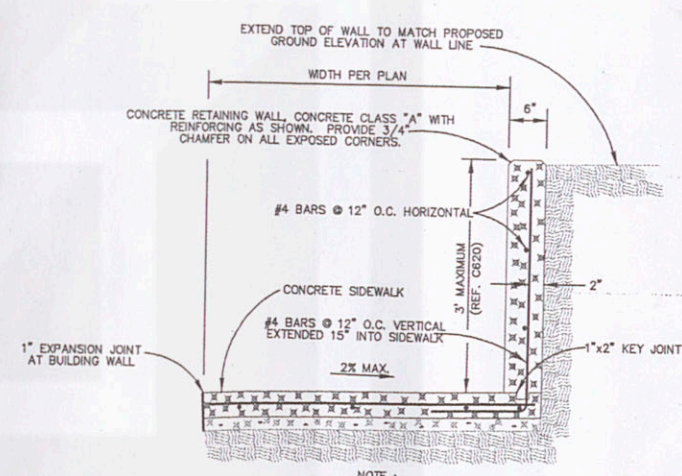
### MOUNTABLE CURB AND RAMP DETAIL (NORTH)

1" = 5' SCALE




### MOUNTABLE CURB RAMP/SIDEWALK SECTION "A-A"

NOT TO SCALE



### CONCRETE SIDEWALK/RETAINING WALL

NOT TO SCALE



Architecture Planning Interiors Research  
175 Toyota Plaza, Suite 600  
Memphis, Tennessee 38103  
Telephone 901 521 1440  
Fax 901 525 2760  
E-mail info@lrk.com

Client:

LOADSTAR, Inc.  
9830 Colonnade Boulevard, Suite 600  
San Antonio, Texas 78230


### Issues and Revisions

No.	Date	Issues
1	06/08/2012	PRICING SET
2	07/11/2012	BIDD PERMIT ISSUE
3	10/15/2012	FOR CONSTRUCTION SET

### No. Date Revisions

©2010 LRK Inc.  
Drawings, written material, and design concepts shall not be used or reproduced in whole or part in any form or format without prior written consent of LRK Inc. Do not scale drawings. Use given dimensions only. If not shown, verify correct dimensions with the Architect. Contractor shall check and verify all dimensions and conditions at job site.

Seal



PAPE-DAWSON ENGINEERS  
TDR, FIRM REGISTRATION # 470  
555 EAST RANNEY | SAN ANTONIO, TEXAS 78216 | PHONE: 210.375.9000 FAX: 210.375.9001

Project Number: 7801-13

Project Name: TOWN CENTER AT LA CANTERA

La Cantera  
Phase I  
Market Street  
San Antonio, Texas

Drawing Name:

CML SITE AND PAVING DETAILS  
(SHEET 2 OF 2)

Drawn By: AA/CS/JG/DS

Checked By: WK /CS

C420